

# SAO TOME AND PRINCIPE



**165,000** Population (2010)  
**197 million USD** GDP (2010)  
**1,190 USD** GDP per capita (2010)

FIGURE 1: GDP PER CAPITA FOR 2010

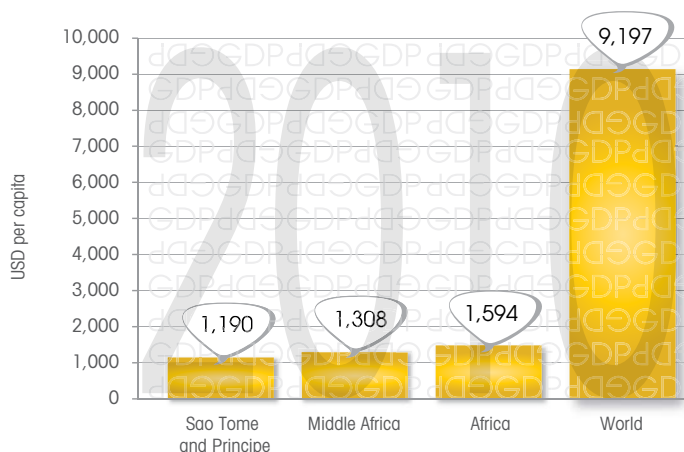
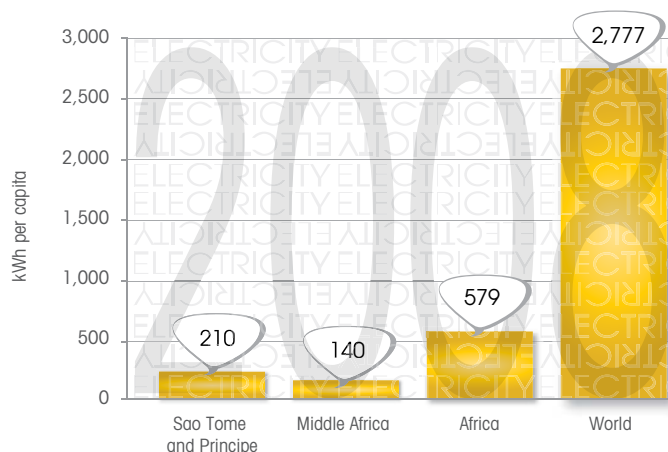


FIGURE 2: ELECTRICITY USE PER CAPITA FOR 2008



Middle Africa includes Angola, Cameroon, the Central African Republic, Chad, Congo, the Democratic Republic of Congo, Equatorial Guinea, Gabon and Sao Tome and Principe.

## ENERGY NATIONAL PROFILE 2008

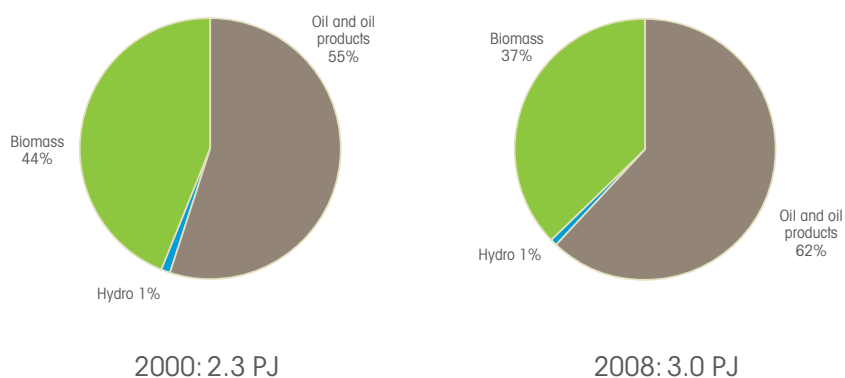
- Total Primary Energy Supply: 3.0 PJ - Of which renewables: 1.1 PJ (38.5 %)
- Energy self-sufficiency: 38.5%
- Fuel imports\*: 16 million USD (15.4 % of total imports)
- Electricity generation: 33.7 GWh - Of which renewables: 12.0 GWh (35.6 %)
- Electricity use per capita: 210 kWh
- Electrical capacity: 14 MW - Of which renewables: 6 MW (42.9 %)
- Electricity access rate: Not available
- Share of population using solid fuels: Not available

\* 2009

### TARGETS:

- No information available

FIGURE 3: TOTAL PRIMARY ENERGY SUPPLY\* IN 2000 AND 2008



\*excluding electricity trade

POLICIES IN PLACE TO PROMOTE RENEWABLE ENERGY SINCE THE RIO CONFERENCE OF 1992



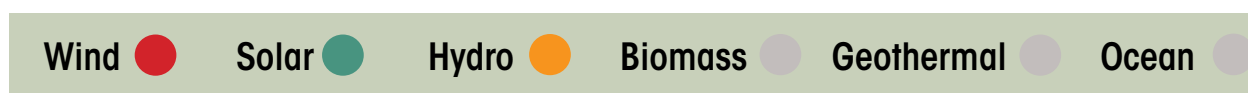
WORLD BANK EASE OF DOING BUSINESS INDEX FOR 2012: Ranked 163 out of 183

RENEWABLE ENERGY PROJECTS FROM THE GOVERNMENT AND PRIVATE SECTORS:

- No information available

NUMBER OF REGISTERED CLEAN DEVELOPMENT MECHANISM PROJECTS FOCUSING ON RENEWABLE ENERGY: 0

RENEWABLE ENERGY RESOURCES: ● High ● Medium ● Low ● Unknown ✕ Not applicable



Note: The information on resources should be taken as an indication only. It refers to a general trend of available resources, and does not prejudge the feasibility of individual projects. The thresholds are indicative, and do not refer to any technological choice. The analysis is based on the literature.

Sources: Population and GDP: World Bank; Energy data: IEA, IRENA analysis based on UN data; Share of fuel imports in total imports: World Trade Organisation; Electrical capacity: IEA, EIA; Electricity access rate: World Energy Outlook 2010 database (IEA); Share of population using solid fuels: World Health Organisation; Targets: REN21, IRENA; Policy/Legislation: IEA, Reegle, IRENA research; Ease of doing business index: World Bank; Renewable energy projects: Bloomberg New Energy Finance, IRENA research; Clean Development Mechanism projects: UNFCCC; Renewable energy resources: IRENA analysis.

Units: USD: United States dollar; kWh: kilowatt-hour; GWh: gigawatt-hour (1 GWh = 10<sup>6</sup> kWh); TWh: terawatt-hour (1 TWh=10<sup>3</sup> GWh); PJ: petajoule; MW: megawatt; GW: gigawatt (1 GW=10<sup>3</sup> MW).